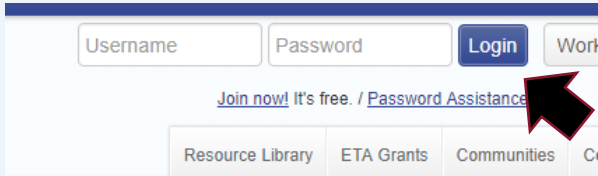


HOW TO **SUBSCRIBE** TO WORKFORCE SYSTEM STRATEGIES

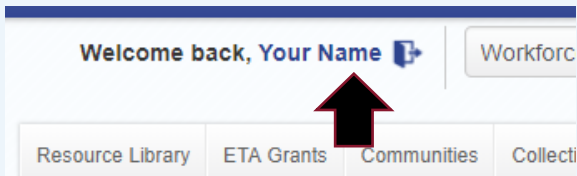
Already registered for WorkforceGPS?

Step 1



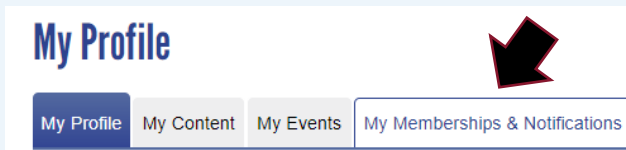
Login to your account from the [Workforce System Strategies home page](#). If you don't see this option at the top of your screen, try maximizing your browser window.

Step 2



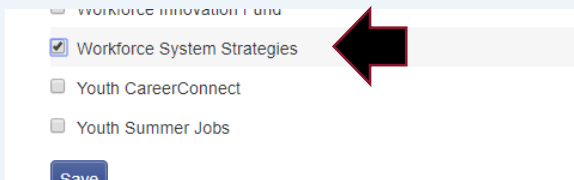
Click on your account by clicking your name.

Step 3



Navigate to **My Membership & Notifications**.

Step 4



Scroll down and select **Workforce System Strategies**.

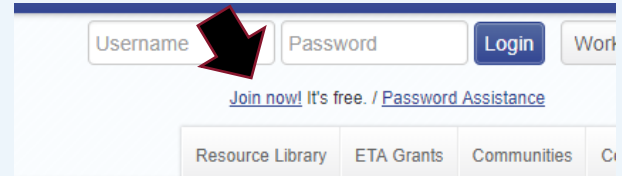
Step 5

Click **Save**. Congrats! You're now subscribed to **Workforce System Strategies**!

If you need additional support, please contact the GPS Help Desk: support@workforcegps.org

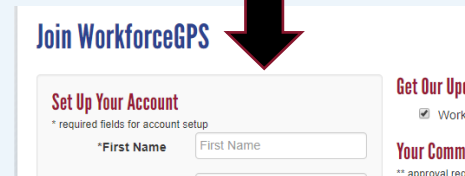
Need to register for WorkforceGPS?

Step 1



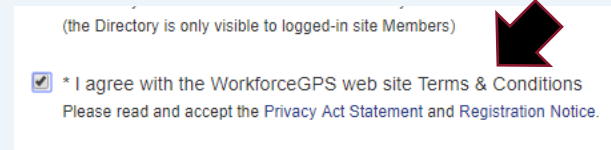
Click **Join now!** on the [Workforce System Strategies home page](#). If you don't see this option at the top of your screen, try maximizing your browser window.

Step 2



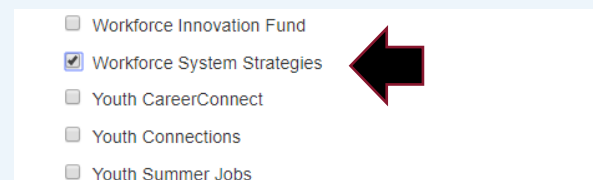
Fill out the required info including full name, e-mail, password, location, and affiliation.

Step 3



Read and accept the Terms and Conditions.

Step 4



Under **Your Community Memberships**, select **Workforce System Strategies**.

Step 5

Click **Sign Up**. Congrats! You're now subscribed to **Workforce System Strategies**!

If you need additional support, please contact the GPS Help Desk: support@workforcegps.org